

The SOLIS Range

The Solis Range is an 'Off the Shelf' modular conservatory system with carefully selected sizes to suit most houses and has been developed to give the customer a wide choice of styles and sizes at a cost effective price.

The range incorporates the Polylink System and comes in Eclipse profile with sculptured internal glazing beads and with a choice of 5 styles, 4 sizes in each and 5 colour options there is a conservatory included to suit every taste and budget.

Additionally as the Solis Range is an 'off the shelf' product we can deliver on a 5 day turnaround for Polycarbonate, 7-10 days for glass - including the Global Roof System.

Why Use The SOLIS Range?

A stock item - quick delivery

Large range - giving your customers a choice of styles and sizes

Cost effective - simple pricing

Saves time on site - from completion of base the conservatory can be watertight within the day.

Simple to use - with built in adjustment - no screws required

Fixed prices - faster quotes - more orders

Victorian



- Traditional
- High Wall
- Box Gutter
- In dwarf wall or glass to floor

Edwardian



- Traditional
- High Wall
- Box Gutter
- In dwarf wall or glass to floor

Pavillion



- Traditional
- High Wall
- Box Gutter
- In dwarf wall or glass to floor

Edwardian Bay



- High Wall
- Box Gutter
- In dwarf wall or glass to floor

Lean To



- Traditional
- High Wall
- In dwarf wall or glass to floor

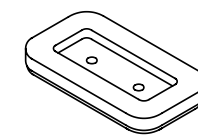
No Screws Required - Simple to Install

POLYLINK SYSTEM

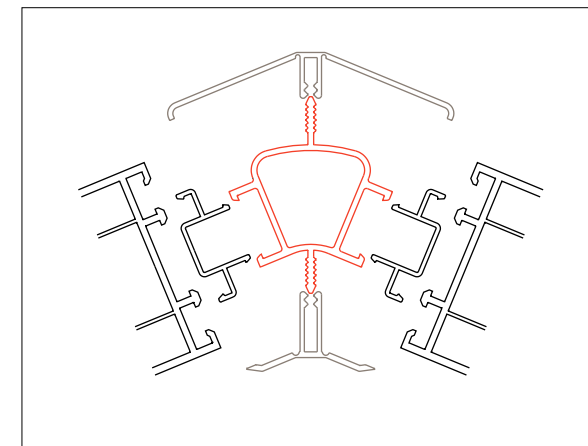
The Polylink System has been designed to make the construction of conservatories, porches and garden rooms a quick, secure and simple operation. The unique aluminium couplers, combined with the PVC frame jointer replace the traditional method of drilling and screwing frames together. In addition this unique system enables +/- 5mm of frame adjustment at each joint.

The principle of the system is that all frames have a 'Frame Coupler' attached and either an angled or straight coupler is utilised to join the frame. The design ensures that the joint is both strong and permanent. The cill / frame coupler simply fits to the cill to enable the frames to easily slide into position. In addition to this the unique system allows the pre-glazing of all frames prior to going to site.

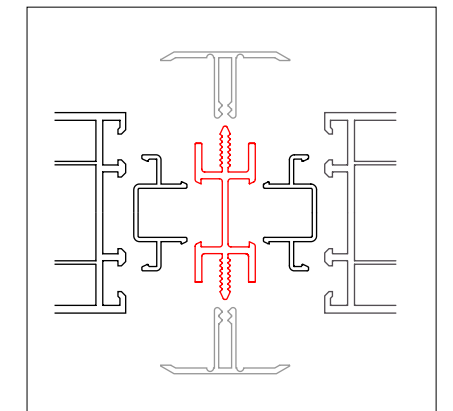
A SIMPLE YET EFFECTIVE SOLUTION



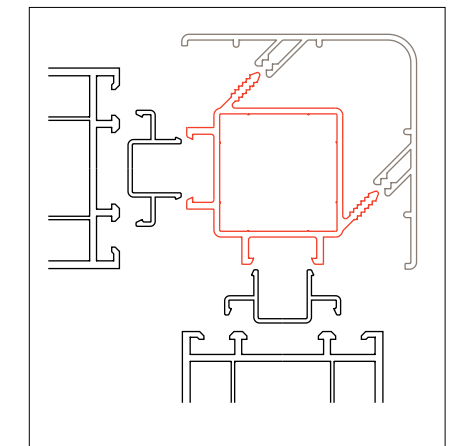
Cill / Window Coupler PVCu



135 Degree Coupler



Straight Coupler



90 Degree Coupler



As part of Polyframes ongoing continuous improvement programme we have invested heavily in new technology which allows us to spray paint white or woodgrain PVCu, in our spray booths located at our Norwich factory.

This new facility will enable you to offer your customers truly bespoke windows and conservatories in any RAL Colour. The system also comes with a 10 year guarantee against peeling, cracking and fading.

With a fast turnaround and in excess of 200 colours to choose from the Polyframe Bespoke Colour option opens up a whole new world of design choices for you and your customers.

Polyframe - A True One Stop Shop



To ensure that Polyframe are the complete one stop shop Polyframe can supply a range of Ancillary products for their window/door customers.

Our aim is to provide you - the customer - with all the products required to install the windows, doors and conservatories we supply.

Whether your requirement is window trims and window boards silicones and sealants, bridge packers and flat packers, direct frame anchors or drill bits we have the products in stock to supply on your regular delivery day.

- Edge fillet, D section, Quadrant
- Architrave and rectangles
- Window boards
- Silicone, Acrylic and Foam
- Glass cleaners and Activators
- Flat packers and Bridge packers
- Direct frame anchors and star bits.
- Drill bits and screw bits
- and much much more.....



Polyframe - A True One Stop Shop



Window Boards





The fire escape ladder is a highly innovative yet simple device that is designed to save lives.

Fire Escape ladder is a permanent, but collapsible, safety ladder for emergency use in the event of a fire in the home. It will help families to escape quickly, easily and safely from an upper story window.

Once installed on an outside wall of the home, the fire escape folds away neatly and discreetly to resemble an unobtrusive rainwater downpipe.

New home Building Regulations now make it essential for an 'escape window' to be installed, with a clear unobstructed opening of 0.33 sq metres and a minimum dimension of 450mm x 735mm. In the case of fire this exit would need to be used if safe exit from the ground floor is not possible. The Fire Escape ladder is the simple yet safe way to exit the house.

Unique release cap - easy to use.

Fully enclosed - no weathering



How does Fire Escape Ladder Work

In the event of a fire - open the 'escape window'. Remove the cap from the top of the fire escape.

Gravity then takes over and the ladder opens at 90 degrees to the house. Safe exit can now be made from the building.....

KEY FEATURES

- ◆ Aluminium construction
- ◆ Serrated rungs
- ◆ Unobtrusive and discreet
- ◆ Opens from the top ONLY
- ◆ Opens at 90 degrees to the wall
- ◆ Works with gravity
- ◆ Choice of colours
- ◆ Scientifically tested by Queens University - Belfast
- ◆ Tested to carry 12 Fifteen stone people - equivalent to 1 tonne

Polyframe have developed a wide range of marketing support material to help you maximise your sales initiative.

From a simple window brochure, through to a complete bespoke range of literature - Polyframe have the answer - all undertaken with an in house marketing department. We have also invested heavily on our own printing facility which means that the brochures we produce are specific to your needs - UNIQUE to you with NO overprinting.

Supplied Software

- Quotation Package - To enable you to price all products including glass, panels and conservatories.
- Online Software - To enable you to price and order online including C.A.D. facility.

Sales Team

In addition to your external sales representatives we have:
- A Sales Team of highly trained personnel to price, process orders, answer queries and much more is at the other end of the phone - waiting to help.

Polyframe- Service Promise

- At Polyframe we are dedicated to supplying all our goods right first time - and on time. We agree dedicated delivery days and order cut-off times. We deliver in our own customised fleet of new vehicles, with our own staff dedicated to each weekly route.
- All quotations and orders acknowledged within 4 hours (if you do not opt for online software)
- All PVCu windows and doors (except special colours) available on 5 day turn around.

Showroom Certificates

- Designed to help you - our customer - to present the accreditations you hold from Polyframe in a customer friendly way.



Bespoke suite of literature - sales brochure, educational brochures, aftercare information, direct mail, wall charts and press advertising artwork and creative ideas if required.



Polyframe has a dedicated fleet of articulated lorries, 7.5 and 18 tonne wagons, and transit type vans for smaller deliveries anywhere in the UK and Southern Ireland

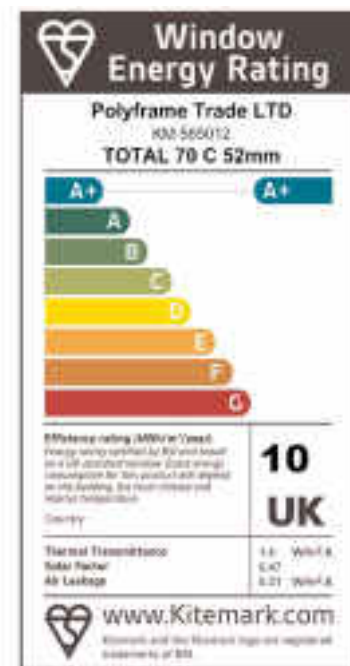
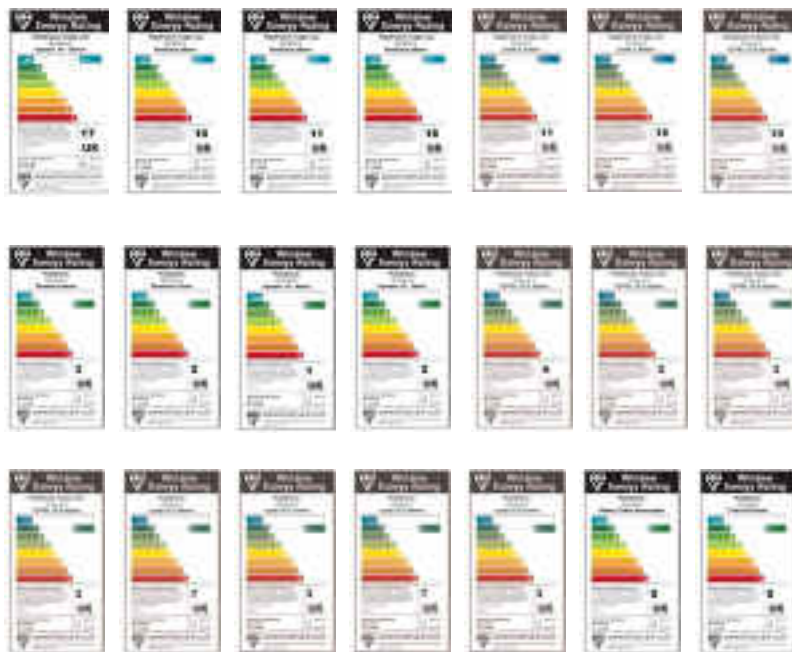


Polyframe has achieved the BSI Kitemark Window Energy Ratings (WER) on its internally beaded PVCu casement windows.

Polyframe underwent a stringent testing process to ensure the ratings are applicable on the System 10, Rustique, Total 70 Chamfered and Sculptured, Logik 70C, Logik 70S, Rehau Reversible and Tritec systems. This gives the consumer a choice of both traditional chamfered and sculptured profiles when choosing energy efficient windows.

Increased environmental awareness from the consumer means people are exercising greater 'greener' consideration in their buying choices – and are seeking ways to make their lives more environmentally friendly. Home improvements are no exception, and a combination of increasing legislative pressure and 'consumer pull' in favour of WER windows. Once again Polyframe are ahead of the game and have invested time and resources in achieving the ratings.

For a more technical description of what WER is and how it affects you please ask for a copy of our WER leaflet.



In addition to the Window Energy Rating achievements, Polyframe has achieved a host of quality and security accreditations for its products - shown opposite:

Polyframe's product portfolio is also compliant with following regulations:

- Part A - Structure
- Part B - Egress
- Part F - Ventilation
- Part J - Scotland Conservation
- Part K - Protection from Collision
- Part L - Conservation of Fuel & Power
- Part M - Disabled access
- Part N - Safety Glass

All of Polyframe's PVCu profile is now manufactured using a new calcium organic compound in place of conventional lead stabilisers. The switch to calcium organic forms part of a holistic approach to environmental sustainability. To discuss suitable specification clauses in more detail please contact Polyframe.



CLEARLY GREENER - RECYCLING INITIATIVE

As part of the Polyframe philosophy to provide all our customers with initiatives to help drive their businesses forward we have launched the Polyframe 'Clearly Greener' recycling programme. Available to all customers, the scheme puts something back into the environment.

Without a recycling scheme the old windows removed from a customers property would end up in landfill sites, which is clearly not an environmentally friendly solution for dealing with this post consumer waste.

Old de-glazed frames are collected by Polyframe from your premises and returned to our factory. The windows are then transferred to our recycling partner and all hardware and gaskets removed, the PVC is then cut and ground down into granules which are in turn manufactured into other plastic products such as sewer pipes, drain pipes, plastic bottles, in fact any plastic product where virgin plastics are not required.

All hardware and gaskets are also recycled once removed.

Save on skip costs and help the environment.

